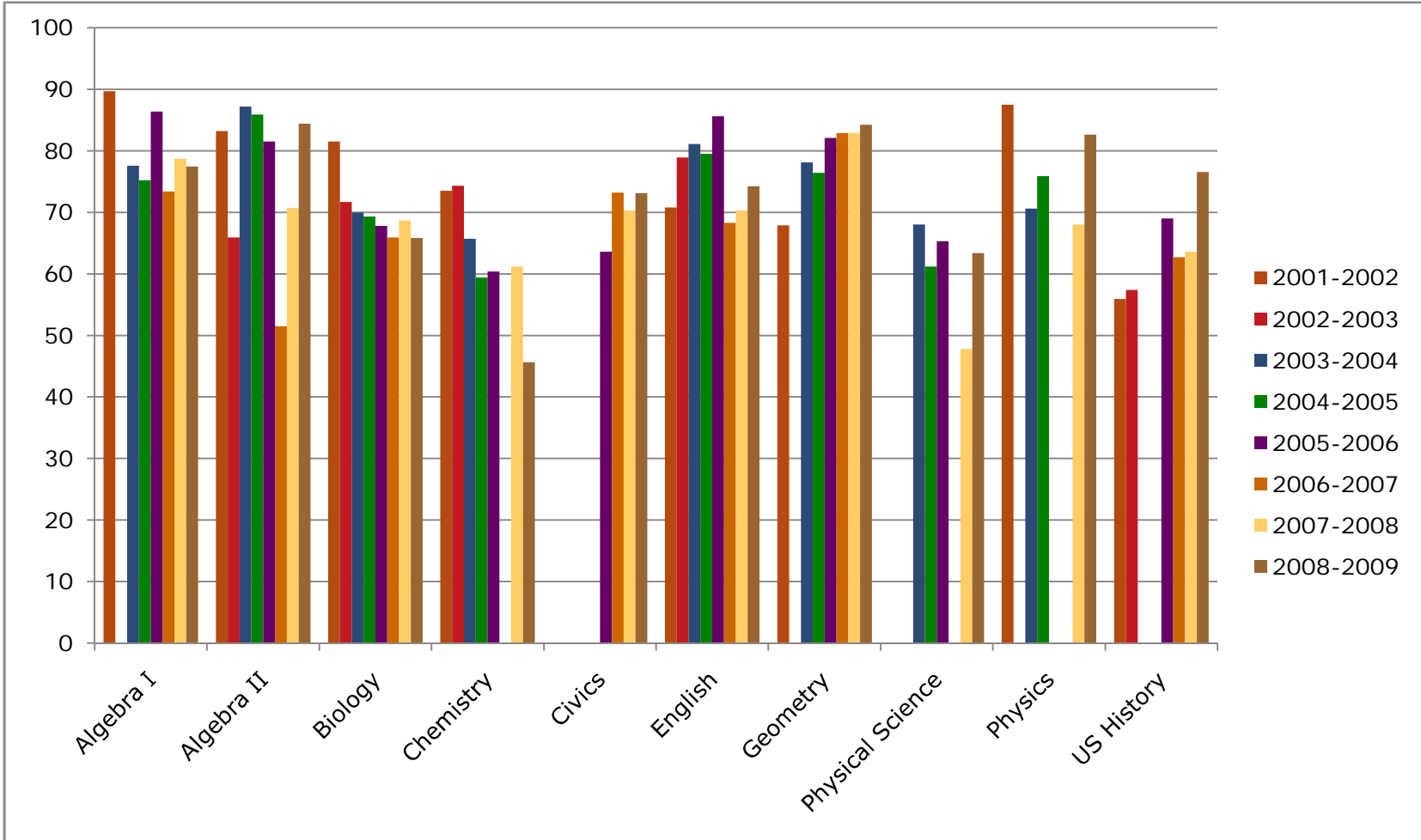
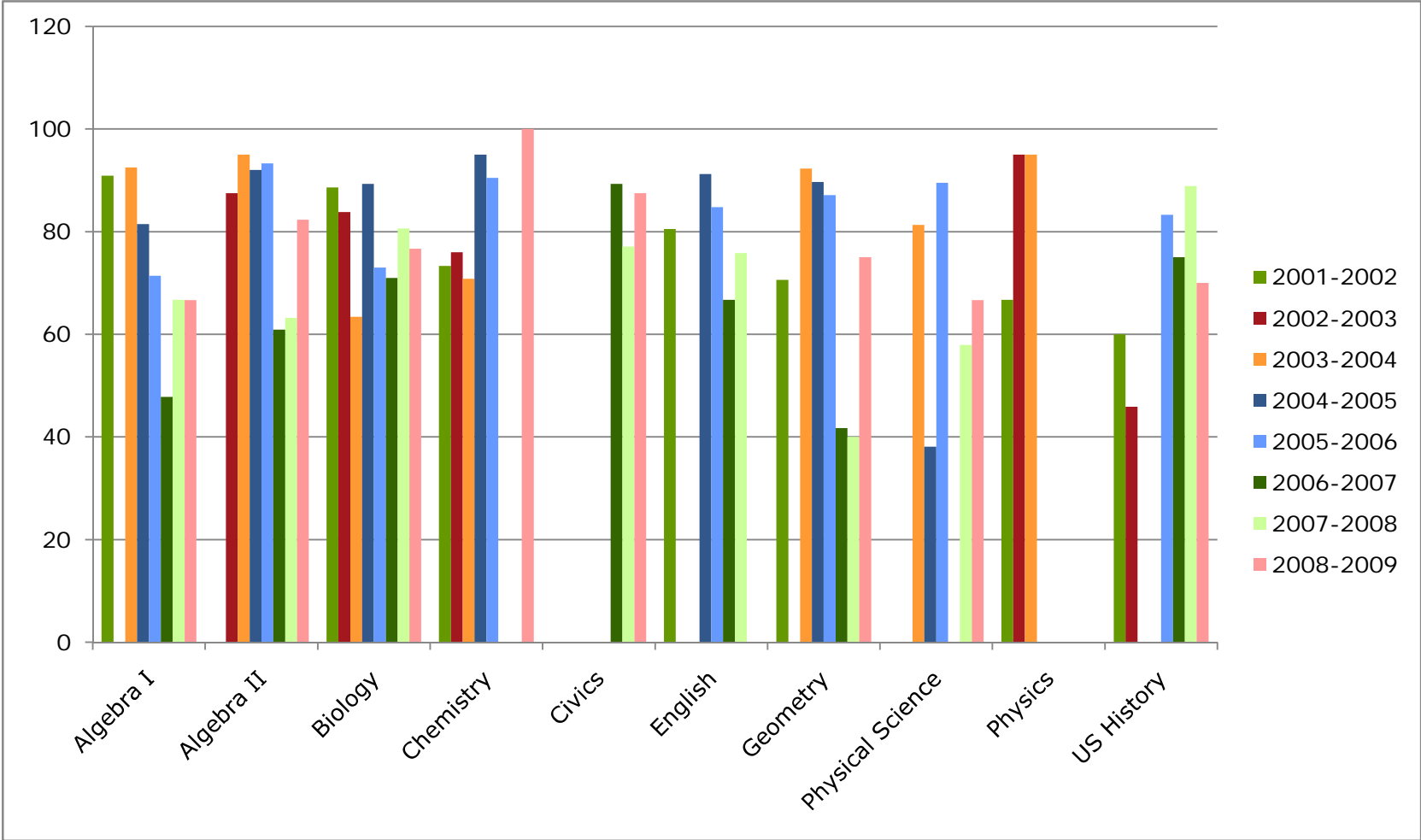


		Macon County High Schools					
		EOC Data 2002-2009					
		Percent Proficient					
		Page 3					
Macon							
	2001-2002	2002-2003	2003-2004	2004-2005	2005-2006	2006-2007	2007-08
Algebra I	89.8		81.1	77.5	84.5	72.6	77.9
Algebra II	78.5	79.3	87.1	86.7	83.2	53	68.7
Biology	82.5	73.6	68.3	71.6	67.5	65.7	72.3
Chemistry	72.2	75	66.3	65	66.4		65.5
Civics						74.8	71.9
English	72.4	81.8	82.8	80.8	85.2	69.7	73.4
Geometry	68		79.5	77.9	82.9	76.7	74.2
Physical Scier	69.2	*	69.4	56.6	69.2	FT	49.2
Physics	78.6	<=95	81.5	75.9	ND	FT	69.2
US History	55.8	55.7	ND	ND	71.3	62.7	66.2
The above information can be found at the following site:							
		http://disag.ncpublicschools.org					
* Number of students in the group too small for calculation							
FT: Field Test							
NT: Not Tested				(PD)	7/12/2008		
ND: No Data				Revised	8/4/2009		

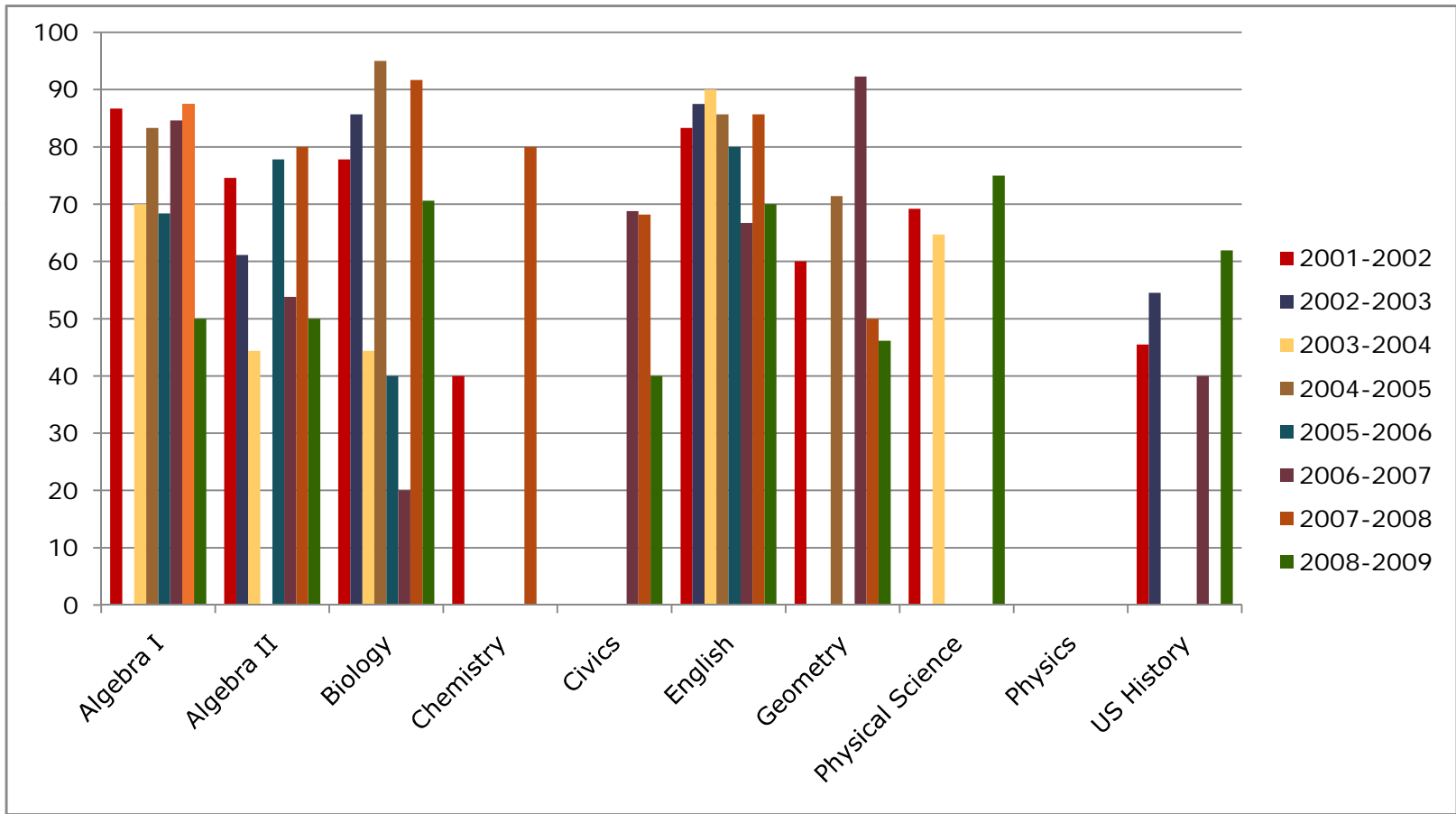
FRANKLIN HIGH SCHOOL
 EOC DATA 2002-2009
 PERCENT PROFICIENT



HIGHLANDS HIGH SCHOOL
 EOC DATA 2002-2009
 PERCENT PROFICIENT



NANTAHALA HIGH SCHOOL
 EOC DATA 2002-2009
 PERCENT PROFICIENT



MACON COUNTY SCHOOLS
 EOC DATA 2002-2009
 PERCENT PROFICIENT

